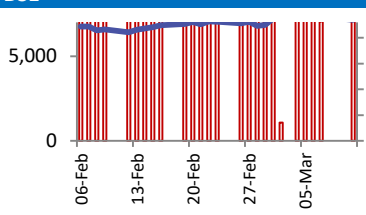
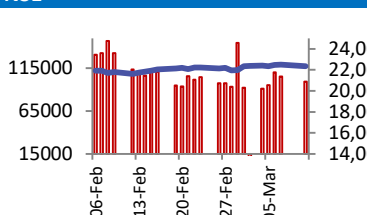


BSE		NSE																													
	<table border="1"> <tr><td>Open</td><td>74176</td></tr> <tr><td>High</td><td>74187</td></tr> <tr><td>Low</td><td>73434</td></tr> <tr><td>Close</td><td>73503</td></tr> <tr><td>Change</td><td>-617</td></tr> <tr><td>Volume (Lacs)</td><td>8846</td></tr> <tr><td>Turnover (Rs.inCr)</td><td>13451</td></tr> </table>	Open	74176	High	74187	Low	73434	Close	73503	Change	-617	Volume (Lacs)	8846	Turnover (Rs.inCr)	13451		<table border="1"> <tr><td>Open</td><td>22518</td></tr> <tr><td>High</td><td>22527</td></tr> <tr><td>Low</td><td>22307</td></tr> <tr><td>Close</td><td>22333</td></tr> <tr><td>Change</td><td>-161</td></tr> <tr><td>Volume(Lacs)</td><td>35997</td></tr> <tr><td>Turnover(Rs.in Cr)</td><td>99342</td></tr> </table>	Open	22518	High	22527	Low	22307	Close	22333	Change	-161	Volume(Lacs)	35997	Turnover(Rs.in Cr)	99342
Open	74176																														
High	74187																														
Low	73434																														
Close	73503																														
Change	-617																														
Volume (Lacs)	8846																														
Turnover (Rs.inCr)	13451																														
Open	22518																														
High	22527																														
Low	22307																														
Close	22333																														
Change	-161																														
Volume(Lacs)	35997																														
Turnover(Rs.in Cr)	99342																														

World Markets	Current	Previous	Pt. Chg	Var(%)
Dow	38770	38723	47	0.1%
Dow Futures	39269	39234	35	0.1%
Nasdaq	16019	16085	(66)	-0.4%
FTSE	7669	7660	9	0.1%
Nikkei	38610	38820	(210)	-0.5%
Hang Seng	16772	16588	184	1.1%
Gift Nifty	22455	22424	31	0.1%
Straits Singapore	3146	3138	8	0.2%
South Korea	2670	2660	10	0.4%
Taiwan	19760	19726	34	0.2%
Shanghai	3052	3068	(17)	-0.5%

Commodity Prices	Current	Previous	Pt. Chg	Var(%)
Copper (\$/MT)	8653	8580	73.5	0.9%
Alumin (\$/MT)	2259	2240	19.0	0.8%
Zinc (\$/MT)	2567	2528	39.5	1.6%
Brent Crude (\$/bbl)	82.4	82.2	0.2	0.2%
Gold (\$/Ounce)	2180	2183	(2.3)	-0.1%
Silver (\$/Ounce)	24.5	24.5	(0.0)	-0.1%
Light Crude (\$/bbl)	78.0	77.9	0.1	0.1%
N G (\$/mmbtu)	1.7	1.8	(0.0)	-0.7%
Sugar (\$/MT)	617.1	597.5	19.6	3.3%
Rubber (Rs./kg)	174.0	168.0	6.0	3.6%
Baltic Dry Index	2377	2345	32.0	1.4%

Currency Exchange Rate	Current	Previous	Var(%)
Rs./\$ rate	82.77	82.79	-0.02%
Rs./ Euro	90.50	90.26	0.26%
Rs./Chinese Yuan	11.53	11.52	0.05%
Yen /\$ rate	147.31	146.95	0.24%
\$ US/Euro	1.09	1.09	0.07%

Dollar Index	Current	Previous	Var(%)
Dollar Index	102.81	102.87	-0.05%

Support/ Resistance Levels for Today		
	Nifty	Bank Nifty Fut
Support 1	22250	47270
Support 2	22170	47000
Resistance	22400	47840

Securities in Ban For Trade	
ABFRL	HINDCOPPER
MANAPPURAM	MGL
SAIL	TATACHEM
ZEEL	

### Market Review

**US:** US stock market retreated for a second straight session on Monday, easing further from a record high ahead of U.S. inflation data this week which could heavily influence the Federal Reserve's interest rate path.

**Asia:** Most Asian stocks kept to a tight range on Tuesday as markets remained cautious before key U.S. inflation data, while Japanese stocks saw extended losses amid more signs that the Bank of Japan will raise interest rates soon.

**India:** The Indian markets witnessed a turbulent day of trading as it failed to hold onto the record high achieved in morning trade, ultimately ending the day on a low note on Monday.

**Market is expected to open on a flattish note and likely to witness sideways move during the day.**

**Global Economy:** Bank of Japan Governor Kazuo Ueda said that the economy is recovering moderately, but said there was some weakness seen in recent data. He also said the country was not at a stage where it could declare deflation as beaten despite some positive developments such as high wage hikes and record levels of companies' capital spending.

The United States have plans to employ \$4 billion over five years including \$2 billion to create a new international infrastructure fund to provide a credible, reliable alternative to Chinese infrastructure funding, Deputy Secretary of State for Management and Resources Rich Verma said.

**Commodities:** US gold prices were steady on Tuesday, as traders refrained from taking new positions after bullion's record run ahead of US consumer prices data that could offer clues on the Federal Reserve's monetary policy trajectory.

Oil prices rose in early Asian trading, but price moves were limited as the market waited for monthly reports from oil agencies.

**Currency:** The U.S. dollar slipped lower in early European trade Monday, trading near two-month lows ahead of the release of key U.S. inflation data for more clues over the timing of the start of the anticipated Federal Reserve rate-cutting cycle.

ZEEL

Contracts	Purchase		Sell		Net Value	Open Interest (OI)		OI (Previous day)		Change	
	Contract	Value	Contract	Value		Contract	Value	Contract	Value	Contract	Value
Index Future	46760	4133	47940	4306	(173)	202869	18785	207653	19025	(4784)	(240)
Index Option	22058318	1864229	22256786	1878593	(14364)	4413895	375530	3351527	293064	1062368	82466
Stock Future	284443	24631	270959	23736	895	3142067	257359	3151789	260083	(9722)	(2724)
Stock Option	425664	39070	429154	39437	(367)	339473	29388	318229	27632	21244	1756
<b>Total</b>	<b>22815185</b>	<b>1932063</b>	<b>23004839</b>	<b>1946072</b>	<b>(14009)</b>	<b>8098304</b>	<b>681062</b>	<b>7029198</b>	<b>599804</b>	<b>1069106</b>	<b>81258</b>

FII All Activity-BBG (Rs Cr)	Buy	Sell	Net
1-Mar-24	18242	16071	2171
4-Mar-24	13899	13911	(12)
5-Mar-24	14305	14526	(221)
6-Mar-24	19942	14258	5684
7-Mar-24	26288	15699	10589
<b>Month to date-Mar</b>	<b>92675</b>	<b>74464</b>	<b>18211</b>
FII (Prov.) (Rs Cr)	Buy	Sell	Net
4-Mar-24	13489	14053	(564)
5-Mar-24	15215	14641	574
6-Mar-24	19849	17083	2767
7-Mar-24	22998	15694	7304
11-Mar-24	23691	19478	4213
<b>Month to date- Mar</b>	<b>111005</b>	<b>96664</b>	<b>14341</b>
DII (Prov.) (Rs. Cr)	Buy	Sell	Net
4-Mar-24	11963	8420	3543
5-Mar-24	11889	10054	1835
6-Mar-24	13639	11489	2150
7-Mar-24	11887	9285	2602
11-Mar-24	10787	7549	3238
<b>Month to date-Mar</b>	<b>72342</b>	<b>55205</b>	<b>17137</b>
FII Debt - BBG (Rs. Cr)	Buy	Sell	Net
1-Mar-24	1226	1442	(216)
4-Mar-24	1019	442	577
5-Mar-24	1952	1155	797
6-Mar-24	2777	485	2292
7-Mar-24	5152	769	4382
<b>Month to date-Mar</b>	<b>12125</b>	<b>4293</b>	<b>7832</b>

Market Breadth	BSE		NSE	
	No.	%	No.	%
Advance	876	21%	523	20%
Decline	3095	76%	2082	78%
Unchanged	111	3%	70	3%

Market Turnover	11-Mar	07-Mar	Var (%)
BSE Cash	13451	7053	91%
NSE Cash	99342	105275	-6%
NSE Futures	129310	134560	-4%
NSE Options	23589463	37067039	-36%
Total (Rs.Cr)	23831567	37313927	-36%

Volatility Index	11-Mar	07-Mar
Volatility Index	14.00	13.61

Index PE - TTM	11-Mar	Yr. High	Yr. Low
Sensex	25.1	26.0	21.8
Nifty	23.1	28.8	20.0

Corporate News

**Aditya Birla Capital, Aditya Birla Finance announce a Scheme of Amalgamation for creation of a large NBFC**

The Boards of Aditya Birla Capital Limited and Aditya Birla Finance on approved the Scheme of Amalgamation of the two companies, to further create a large unified operating NBFC. It is to be noted that while, ABCL is a listed systemically important non-deposit taking core investment company ABFL is a non-deposit taking systematically important.(ET)

**Wipro launches new Nutanix-focused business unit**

Wipro and Nutanix, Inc. a leader in hybrid multicloud computing, today announced the launch of a new Nutanix-focused business unit. Together, they will help mutual clients accelerate their digital and hybrid multicloud journeys and maximize the value of their Nutanix Cloud investments.(BS)

**BAT is said to launch ITC selldown as soon as this week**

British American Tobacco Plc, the maker of Lucky Strike cigarettes, is preparing to kick off a sale of part of its stake in Indian partner ITC Ltd as soon as this week. London-listed BAT has been speaking with Bank of America Corp. and Citigroup Inc. about a potential divestment of around \$2 billion to \$3 billion in ITC stock through block trades. BAT currently owns about 29 percent of Mumbai-listed ITC (MC)

Economy

**Trade game-changer, Several countries willing to start trading with India in rupee**

In what could be a "very game-changing" development for India's trade with the world, many economies have expressed willingness to start trading in rupee with India, Commerce and Industry Minister Piyush Goyal said. Some of these countries include neighbours like Bangladesh and Sri Lanka as well as nations from the Gulf. While Bangladesh and Sri Lanka are keen us to start immediately, countries in the Gulf region are also seriously looking at the possibility. At some point, more and more developed countries and countries in the Far East will also join the bandwagon, he said, adding that Singapore is already on board to some extent. (ET)

International

**Nidec, KPS compete for Siemens' \$3 billion Innomotics unit, Bloomberg reports**

Japan's Nidec Corp and U.S.-based private equity firm KPS Capital Partners are competing to acquire Siemens AG Innomotics large motors business. The sale of the motors and drives business could fetch German engineering group about 3 billion euros(INV)

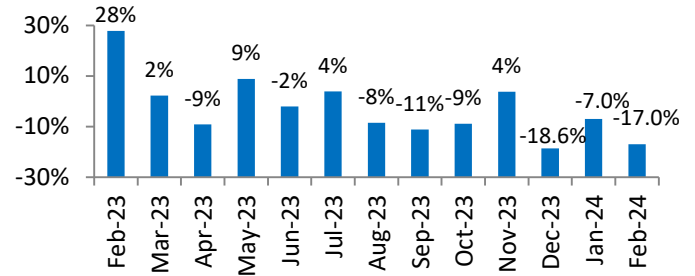
Top 5 Nifty Gainers	11-Mar	07-Mar	Var(%)
APOLLOHOSP	6205	6049	2.6%
NESTLEIND	2612	2561	2.0%
SBILIFE	1532	1510	1.4%
CIPLA	1504	1483	1.4%
BAJAJFINSV	1599	1583	1.0%
Top 5 Nifty Losers	11-Mar	07-Mar	Var(%)
TATACONSUM	1221	1262	-3.2%
BAJAJ-AUTO	8659	8879	-2.5%
POWERGRID	286	293	-2.4%
TATASTEEL	153	157	-2.4%
SBIN	774	788	-1.8%

BSE Index Watch	Last	1 day	1 wk	1 mth	1 yr
SENSEX	73503	-0.8%	-0.4%	3.4%	24.3%
MIDCAP	39759	-0.2%	-0.5%	3.2%	61.5%
SMLCAP	43755	-2.0%	-4.6%	-1.0%	56.5%
AUTO	48100	-0.6%	0.2%	7.8%	64.0%
BANKEX	53787	-1.1%	0.1%	5.5%	17.4%
Capital Goods	59134	-0.6%	0.0%	9.1%	71.2%
FMCG	19418	-0.7%	-1.0%	1.1%	18.6%
Health Care	34928	0.1%	-0.1%	-0.3%	61.5%
IT	37524	-0.6%	-2.0%	-2.7%	28.0%
METAL	28336	-1.4%	0.1%	5.0%	44.6%
Oil & Gas	28252	-0.8%	-0.3%	3.4%	59.8%
Power	6756	-1.1%	0.8%	7.2%	88.1%
Realty	7152	-1.2%	-2.1%	6.6%	124.4%

NSE USD Futures	11-Mar	07-Mar	Var (%)
March Expiry (Rs./\$)	82.76	82.78	0.0%
April Expiry (Rs./\$)	82.77	82.67	0.1%
Total Turnover (Rs. Crore)	36467	31694	15%

Sectors	TTM PE
Auto	31.56
Auto Ancillary	44.57
Banking	16.25
Engineering	39.09
Cement	82.79
Diamonds & Jewellery	42.26
Housing Finance	20.11
Infrastructure & Const	34.21
Metals-Aluminium	42.76
Metal - Steel	17.08
Oil Expl.	18.85
Pharma	13.09
Power – Gen. Supp.	47.09
Information Tech.	21.24
Sugar	15.02
Telecom Serv. Prov.	80.15
Tyres	27.74

Escorts Monthly Volume Growth (YoY) (Source: Company Data)



10 year G-Sec Yield	Current	Previous	Change
US	4.09%	4.10%	(0) bps
Japan	0.77%	0.76%	1 bps
India	7.02%	7.03%	(2) bps
UK	3.97%	3.98%	(0) bps
Libor 3 Mths	5.58%	5.58%	(0) bps

Indian Eco Data	Current	Previous	Var(%)
Forex Reserve (US\$ in bn)	525	528	-0.7%
Inflation - WPI	0.27%	0.73%	(46) bps
Inflation - CPI	5.10%	5.69%	(59) bps

India GDP	Q3FY24	Q2FY24	Var(%)
Growth	8.36%	7.60%	76 bps

Monetary Policy	Current	Previous	Change
Repo Rate	6.50%	6.50%	0 bps
Reverse Repo Rate	3.35%	3.35%	0 bps
CRR	4.50%	4.50%	0 bps
O/S Banking System Liquidity (Rs bn)	-405	-405	0.6

IIP Growth %	Dec-23	Dec-22	YTD
IIP	3.8	5.1	5.8
Mining	5.1	10.1	8.6
Manufacturing	3.9	3.6	5.6
Electricity	1.2	10.4	6.3



**Bulk Deal As On 11/03/24**

BSE					
Security Code	Security Name	Client Name	Deal	Quantity	Price
540615	7NR	ASHOKBHAI MADHUBHAI KORAT	B	150000	5.5
513119	ABCGAS	ARJUN LEASING AND FINANCE PVT LTD .	B	18091	60.1
513119	ABCGAS	ROHITH SATISH SHOREWALA	S	20000	60.38
534733	AERPACE	SAHASTRAA ADVISORS PRIVATE LIMITED	S	772398	12.08
540718	AKM	BANKE TRADELINK PRIVATE LIMITED	S	45000	86.93
540718	AKM	SAMBHAV SINGH	B	57000	86.92
540829	CHANDRIMA	NARENDRA BABU KADATHUR HARIDAS	S	13556	8.87
540829	CHANDRIMA	VISHALAGARWAL	B	12397	8.99
526546	CHOKSILA	BOBBYMATHEWS	S	62266	49.8
512379	CRESSAN	NACIO MULTI TRADERS LLP	S	3342678	19.01
512379	CRESSAN	NACIO MULTI TRADERS LLP	B	2961705	19.27
540361	DANUBE	HARDIK MAHENDRAKUMAR SHAH HUF	S	412400	6.99
540361	DANUBE	UNNATI HARDIK SHAH .	B	412400	6.99
538708	ETIL	NILRATAN SUPPLIERS PRIVATE LIMITED .	S	106019	6.23
542668	EVANS	NAV CAPITAL VCC - NAV CAPITAL EMERGING STAR FUND	B	15000	275.09
508980	FRONTCAP	MULTIPLIER SHARE & STOCK ADVISORS PRIVATE LIMITED	S	165378	39.39
539486	GEETANJ	LEELAMMATHENUMKALJOSEPH	B	125369	3.78
539486	GEETANJ	NARENDRA BABU KADATHUR HARIDAS	S	111274	3.78
539486	GEETANJ	SATYA PRAKASH LOMROR	S	30010	3.78
530469	GSLSEC	DORNI VINIMOY PRIVATE LIMITED	S	20000	14.41
530469	GSLSEC	MANGLAM FINANCIAL SERVICES	B	20000	14.41
513337	GUJTLRM	PANKAJKUMAR JAYANTILAL PATEL	S	304527	62.72
504731	IBRIGST	MULTIPLIER SHARE & STOCK ADVISORS PRIVATE LIMITED	S	5033	149.75
539448	INDIGO	MORGAN STANLEY ASIA (SINGAPORE) PTE.	B	2100000	3015.1
539448	INDIGO	RAKESH GANGWAL	S	7500000	3016.36
539448	INDIGO	RAKESH GANGWAL	S	7500000	3015.1
539448	INDIGO	RAKESH GANGWAL	S	7500000	3016.18
509051	INDINFO	TOPGAIN FINANCE PRIVATE LIMITED	B	10000000	1.7
524614	INDXTRA	KALPANABEN CHAMPAKLAL SHAH	S	219476	9.22
538564	JAMESWARREN	A&S TRADELINK	B	22000	225.9
538564	JAMESWARREN	PARTH COMMODITY SERVICES PRIVATE LIMITED	S	21911	225.9
530255	KAYPOWR	MULTIPLIER SHARE & STOCK ADVISORS PRIVATE LIMITED	S	108277	45.72
530255	KAYPOWR	PARESH DHIRAJLAL SHAH	S	58000	45.72
543364	MARKOLINES	PRAKASH PAI PERAJE	B	116000	142.01
543364	MARKOLINES	QUANTUMGROWTH PARTNERS LLP	B	96000	141.99
534338	MAXHEIGHTS	ADWITA FINVEST PRIVATE LIMITED	S	184247	63.56
534338	MAXHEIGHTS	PRADEEP NARENDRA VYAS	B	202700	63.51
539762	MEAPL	MULTIPLIER SHARE & STOCK ADVISORS PRIVATE LIMITED	B	40000	80.97
539762	MEAPL	POOJA VIJESH SHAH	S	18500	80.97
539762	MEAPL	RAGHAV KAROL HUF	B	17599	80.97
539762	MEAPL	SACHINAMRITNAHAR	S	24000	80.97
541337	MILEFUR	KINCHIT SUNILKUMAR MEHTA HUF	S	48000	4.22
541337	MILEFUR	MANJU GAGGAR	B	96000	4.25
500279	MIRCELECTR	MARISSA VIJAY MANSUKHANI	B	13000000	22.11
500279	MIRCELECTR	VIJAY JAIKRISHIN MANSUKHANI	S	13000000	22.08
530219	NUTRICIRCLE	DIVYA KAMALA APPASANI	S	2615	226.3
543522	NVENTURES	PINKESHKUMAR RAJANIBHAI PATEL (HUF)	S	30000	50.22

531637	PRAVEG	GOLDMAN SACHS FUNDS - GOLDMAN SACHS INDIA EQUITY PORTFOLIO	B	534171	850
531637	PRAVEG	PATEL ASHABEN VISHNUKUMAR	S	700000	850.51
544091	QLL	JINENDRA KUMAR JAIN	B	45600	176.32
538452	QUASAR	SENTHAMARAI M	S	46236	14.73
541703	RACONTEUR	ALPESHFATEHSINGHPUROHIT	S	19200	28.21
539435	RFSL	NIRALI VIJAYBHAI SHAH	B	20000	35.3
539435	RFSL	PUSHKAL GOYAL	S	43000	35.31
539435	RFSL	RUCHIRA GOYAL	S	24000	35.32
543391	SGFRL	AMRISH VINOD MEHTA	S	222000	120.38
543391	SGFRL	JYOTI VINODCHANDRA MEHTA	S	222000	120.17
543391	SGFRL	SANJAY POPATLAL JAIN HUF	S	165000	120.07
543391	SGFRL	UTPAL DINESHBHAI PATEL	B	138000	120.05
512197	SILVERO	HARNISH BHARAT DOSHI	B	15000	4.09
526133	SUPERTEX	INDIAN INFOTECH & SOFTWARE LTD	B	70000	12.64
507205	TI	M&S BOTTLING COMPANY PRIVATE LIMITED	S	1000000	193.22
526675	TIRTPLS	VARIS MAHENDRABHAI DOSHI	S	75000	56.72
539097	URSUGAR	SHARE INDIA SECURITIES LIMITED	B	500000	15

NSE

Security Code	Security Name	Client Name	Deal	Quantity	Price
ABINFRA	A B Infrabuild Limited	NIRAJ RAJNIKANT SHAH	BUY	300000	66.83
ATMASTCO	Atmastco Limited	AJAY KUMAR AGGARWAL	BUY	251200	179.46
BTML	Bodhi Tree Multimedia Ltd	JAINAM BROKING LIMITED	BUY	100000	166
BRIGHT	Bright Solar Limited	DINERO FINANCE & INVESTMENTS PVT LTD	SELL	198000	9.65
CMMIPL	CMM Infraprojects Limited	MANJU GAGGAR	BUY	201000	2.2
CMMIPL	CMM Infraprojects Limited	SAMTA MUNDRA	SELL	375000	2.2
DWARKESH	Dwarikesh Sugar Industrie	GOEL ANIL KUMAR	SELL	1439384	83.66
GLOBE-RE	Globe Textiles Limited	MULTIPLIER SHARE & STOCK ADVISORS PRIVATE LIMITED	BUY	4000000	0.3
GRASIMPP	Grasim Industries Limited	GAGANDEEP CREDIT CAPITAL PVT. LTD.	SELL	180006	985.44
INDIFRA	Indifra Limited	BEELINE BROKING LIMITED	BUY	40000	37
INDIFRA	Indifra Limited	SPREAD X SECURITIES PRIVATE LIMITED	SELL	50000	37.02
IPSL	Integrated Perso Ser Ltd	SAUMIL ARVIND BHAVNAGARI	BUY	85000	159.41
LOTUSEYE	Lotus Eye Hosp & Inst Ltd	RAJEEV CHOUDHARY	BUY	120000	66.2
MADHAV	Madhav Marbles and Granite	PARNIKA AGARWAL	SELL	69491	40.49
MEDICO	Medico Remedies Limited	CHANAKYA OPPORTUNITIES FUND I	BUY	440000	84.6
MUKKA	Mukka Proteins Limited	MULTIPLIER SHARE & STOCK ADVISORS PRIVATE LIMITED	SELL	1560185	41.52
PLATIND	Platinum Industries Ltd	MULTIPLIER SHARE & STOCK ADVISORS PRIVATE LIMITED	SELL	298359	194.37
SILGO-RE	Silgo Retail Limited	ANURADHA SURI	SELL	83377	0.55
SILGO-RE	Silgo Retail Limited	SANJAY SURI	SELL	153000	0.57
SILGO-RE	Silgo Retail Limited	SANJIV KUMAR	SELL	52087	0.68
VJFIN	Viji Finance Limited	VIJAY KOTHARI	BUY	600641	3.7

**Disclosure:**

Research Reports that are published by Nirmal Bang Securities Private Limited (hereinafter referred to as "NBSPL") are for private circulation only. NBSPL is a registered Research Analyst under SEBI (Research Analyst) Regulations, 2014 having Registration no. INH000001766. NBSPL is also a registered Stock Broker with National Stock Exchange of India Limited, BSE Limited, Metropolitan Stock Exchange of India Limited, Multi Commodity Exchange of India Limited and , National Commodity and Derivative Exchange Limited in Capital Market , Equity and Commodities derivatives segments and Currency Derivatives Segment .

NBSPL has other business divisions with independent research teams separated by Chinese walls, and therefore may, at times, have different or contrary views on stocks and markets.

NBSPL or its associates have not been debarred / suspended by SEBI or any other regulatory authority for accessing / dealing in securities Market since last 20 years. NBSPL, its associates or analyst or his relatives do not hold any financial interest (Except Investment) in the subject company. NBSPL or its associates or Analyst do not have any conflict or material conflict of interest at the time of publication of the research report with the subject company. NBSPL or its associates or Analyst or his relatives may or may not hold beneficial ownership of 1% or more in the subject company at the end of the month immediately preceding the date of publication of this research report.

NBSPL or its associates / analyst has not received any compensation / managed or co-managed public offering of securities of the company covered by Analyst during the past twelve months. NBSPL or its associates have not received any compensation or other benefits from the company covered by Analyst or third party in connection with the research report. Analyst has not served as an officer, director or employee of Subject Company. NBSPL / analyst has not been engaged in market making activity of the subject company.

**Analyst Certification:** The research analysts and authors of these reports, hereby certify that the views expressed in this research report accurately reflects my/our personal views about the subject securities, issuers, products, sectors or industries. It is also certified that no part of the compensation of the analyst(s) was, is, or will be directly or indirectly related to the inclusion of specific recommendations or views in this research. The analyst(s) principally responsible for the preparation of this research report and has taken reasonable care to achieve and maintain independence and objectivity in making any recommendations.

**Disclaimer:**

The Research Report is for the personal information of the authorized recipient and does not construe to be any investment, legal or taxation advice. NBSPL is not soliciting any action based upon it. Nothing in the research report shall be construed as a solicitation to buy or sell any security or product, or to engage in or refrain from engaging in any such transaction. In preparing the research report, we did not take into account the investment objectives, financial situation and particular needs of the reader.

The research report has been prepared for the general use of the clients of NBSPL and must not be copied, either in whole or in part, or distributed or redistributed to any other person in any form. If you are not the intended recipient you must not use or disclose the information in the research report in any way. Though disseminated to all the customers simultaneously, not all customers may receive the research report at the same time. NBSPL will not treat recipients as customers by virtue of their receiving the research report. The research report is not directed or intended for distribution to or use by any person or entity resident in a state, country or any jurisdiction, where such distribution, publication, availability or use would be contrary to law, regulation or which would subject NBSPL & its group companies to registration or licensing requirements within such jurisdictions.

The report is based on the information obtained from sources believed to be reliable, but we do not make any representation or warranty that it is accurate, complete or up-to-date and it should not be relied upon as such. We accept no obligation to correct or update the information or opinions in it. NBSPL or any of its affiliates or employees shall not be in any way responsible for any loss or damage that may arise to any person from any inadvertent error in the information contained in the research report. NBSPL or any of its affiliates or employees do not provide, at any time, any express or implied warranty of any kind, regarding any matter pertaining to this report, including without limitation the implied warranties of merchantability, fitness for a particular purpose, and non-infringement. The recipients of the research report should rely on their own investigations.

This information is subject to change without any prior notice. NBSPL reserves its absolute discretion and right to make or refrain from making modifications and alterations to this statement from time to time. Nevertheless, NBSPL is committed to providing independent and transparent recommendations to its clients, and would be happy to provide information in response to specific client queries.

Before making an investment decision on the basis of research report, the reader needs to consider, with or without the assistance of an adviser, whether the advice is appropriate in light of their particular investment needs, objectives and financial circumstances. There are risks involved in securities trading. The price of securities can and does fluctuate, and an individual security may even become valueless. International investors are reminded of the additional risks inherent in international investments, such as currency fluctuations and international stock market or economic conditions, which may adversely affect the value of the investment. Opinions expressed are subject to change without any notice. Neither the company nor the director or the employees of NBSPL accept any liability whatsoever for any direct, indirect, consequential or other loss arising from any use of the research report and/or further communication in relation to the research report. Here it may be noted that neither NBSPL, nor its directors, employees, agents or representatives shall be liable for any damages whether direct or indirect, incidental, special or consequential including lost revenue or lost profit that may arise from or in connection with the use of the information contained in the research report.

Copyright of this document vests exclusively with NBSPL.

Our reports are also available on our website

Registration granted by SEBI and certification from NISM in no way guarantee performance of NBSPL or provide any assurance of returns to investors.

**Nirmal Bang Research (Division of Nirmal Bang Securities Pvt. Ltd.)**

B-2, 301/302, Marathon Innova,  
Opp. Peninsula Corporate Park  
Off. Ganpatrao Kadam Marg  
Lower Parel(W), Mumbai-400013  
Board No. : 91 22 6723 8000/8001  
Fax. : 022 6723 8010